



# 2010

2010


## REHABILITATION OF EXISTING SEWER @ ZAVENTEM, BRUSSELS

DIMENSIONS	NOMINAL WALL THICKNESS IN MM	NO. OF PANELS PRODUCED	NO. OF MOULDS MADE	PROFILE	LOCATION / YEAR
11066mm x 641mm x 2.3m	12mm	335	5	EGG SHAPE (ONE PIECE)	BELGIUM (2010)




## MILWAUKEE METROPOLITAN SEWERAGE DISTRICT CITY OF MILWAUKEE

DIMENSIONS	NOMINAL WALL THICKNESS IN MM	NO. OF PANELS PRODUCED	NO. OF MOULDS MADE	PROFILE	LOCATION / YEAR
988mm x 1598mm x 2.3m	39mm	296		BOX CULVERT (TWO PIECE)	U.S.A (2010)
988mm x 1598mm x 1.067m	39mm	120	12		



## REHABILITATION OF EXISTING CULVERT @ MAALBEEK, WEMMEL

DIMENSIONS	NOMINAL WALL THICKNESS IN MM	NO. OF PANELS PRODUCED	NO. OF MOULDS MADE	PROFILE	LOCATION / YEAR
1196mm x 1344mm x 2.3m	13mm	112	3	BOX CULVERT WITH CUNNETE (ONE PIECE)	BELGIUM (2010)
1207mm x 852mm x 2.3m	12mm	110	3		



## RASHBAHARI Avenue Kolkata Municipal Corporation

DIMENSIONS	NOMINAL WALL THICKNESS IN MM	NO. OF PANELS PRODUCED	NO. OF MOULDS MADE	PROFILE	LOCATION /YEAR
1885mm x 1680mm x 2.3m	35mm	204	4	CROWN INVERT	INDIA (2009 - 2010)
1885mm x 1680mm x 2.3m	35mm	204	4	SEMI-ELLIPTICAL FLAT BOTTOM (TWO PIECE)	







# 2009

2009

## LANSDOWNE Road Stadium Dublin City Council

DIMENSIONS	NOMINAL WALL THICKNESS IN MM	NO. OF PANELS PRODUCED	NO. OF MOULDS MADE	PROFILE	LOCATION / YEAR
1380mm x 1180mm x 1.2m	20mm	112	6	OVOID SHAPE (ONE PIECE)	IRELAND (2008-2009)
1380mm x 1250mm x 1.2m	20mm	58	3		



2008-2006



## BELGIUM Project

DIMENSIONS	NOMINAL WALL THICKNESS IN MM	NO. OF PANELS PRODUCED	NO. OF MOULDS MADE	PROFILE	LOCATION /YEAR
1840mm x 1240mm x 2.3m	20mm	18	1	HORSE SHOE SHAPE (ONE PIECE)	BELGIUM (2008)



## L.A. RIVER Emergency Project City of Los Angeles

DIMENSIONS	NOMINAL WALL THICKNESS IN MM	NO. OF PANELS PRODUCED	NO. OF MOULDS MADE	PROFILE	LOCATION / YEAR
1189.5mm x 1011.7mm x 1.15m	23mm	27	4	ELLIPTICAL (ONE PIECE)	U.S.A. (2008)
1189.5mm x 1011.7mm x 2.30m	23mm	35			




## ABBEY Street Reading Project

DIMENSIONS	NOMINAL WALL THICKNESS IN MM	NO. OF PANELS PRODUCED	NO. OF MOULDS MADE	PROFILE	LOCATION /YEAR
700mm x 3450mm x 1.0m	35mm	19	1	FLATTENED ELLIPTICAL (TWO PIECE)	UNITED KINGDOM (2008)
1550mm x 3450mm x 1.0m	35mm	8	1		
1050mm x 3450mm x 1.0m	35mm	9	1	INVERT	
1550mm x 1050mm x 3450mm x 1.0m	35mm	1	1	CROWN TRANSITION	



## BARTON Street Hamilton City Project

DIMENSIONS	NOMINAL WALL THICKNESS IN MM	NO. OF PANELS PRODUCED	NO. OF MOULDS MADE	PROFILE	LOCATION /YEAR
1375mm x 925mm x 2.3m	30mm	133	5	EGG SHAPE (ONE PIECE)	CANADA (2008)
1180mm x 775mm x 2.3m	25mm	66	3		
1110mm x 775mm x 2.3m	25mm	77	6		
1110mm x 775mm x 0.91m	25mm	18	6	INVERT TRANSITION	
(1180mm x 775mm x 2.3m) x 300mm	25mm	3	NIL		
(1180mm to 1375mm) x 2.3m	25mm	1	1		
(1110mm to 1180mm) x 2.3m	25mm	1	1		



## LANGA Interceptor Rehabilitation Project City Of Capetown

DIMENSIONS	NOMINAL WALL THICKNESS IN MM	NO. OF PANELS PRODUCED	NO. OF MOULDS MADE	PROFILE	LOCATION / YEAR
1050mm x 680mm x 2.3m	14.30mm	47	3	EGG SHAPE (ONE PIECE)	SOUTH AFRICA (2008)





## EQUATE Seawater Cooling Pipeline Rehabilitation

DIMENSIONS	NOMINAL WALL THICKNESS IN MM	NO. OF PANELS PRODUCED	NO. OF MOULDS MADE	PROFILE	LOCATION / YEAR
1875mm x 2.3m	18mm	250	6	ROUND (ONE PIECE)	KUWAIT (2005 - 2006)
675mm x 2.3m	18mm	542	8		
1525mm x 2.3m	17mm	80	3		
1379mm x 2.3m	17mm	66	3		
1280mm x 2.3m	16mm	35	3		
888mm x 2.3m	12mm	11	1		

